

TOL1



www.hexagon.de

Tolerance Calculation and Tolerance Analysis

for Windows

© Copyright 1987-2015 by HEXAGON Software, Kirchheim, Berlin, Neidlingen

TOL1 : dim. elements

El.No	pred.el.	+/-	nom.dim.	up.tol.	low.tol.	ISO tol.	Text	Info
1	16	+	3,000	0,300	-0,300		sw hutton	
2	6	+	31,000	0,100	-0,100		tappet	
3	12	+	29,000	0,100	-0,100		case	
4	5	-	15,000	0,100	-0,100		case	
5	12	+	53,000	0,200	-0,200		case	
6	5	+	0,000	0,050	-0,050		tappet	
7	2	+	39,000	0,200	-0,200		tappet	
8	9	+	1,100	0,100	0,000		tappet	
9	2	+	3,000	0,100	-0,100		tappet	
10	16	-	16,000	0,100	-0,100		switch	
11	10	+	0,000	0,050	-0,050		cover	
12	0	-	21,000	0,100	-0,100		case	
13	11	-	5,000	0,000	-0,200		cover	
14	15	+	1,000	0,000	-0,060	h 11	ring	
15	9	+	0,000	0,050	-0,050		ring	

closing dim.

	class.method	statist.method.
max.dim.		
min.dim.		
tolerance		

Calculate Sigma i Aux. Image Help Cancel OK

Export->Excel Import<-Excel standard dimension tolerance Angle

Tolerance Calculation and Tolerance Analysis

TOL1 software helps you to reduce both the time spent calculating dimension chains and the potential sources of errors to a minimum. In future, you create an element draft and a table with all dimensions, tolerances, and dependancies. TOL1 then calculates the maximum and minimum dimensions between any desired distance within the dimension chain.

TOL1 Structure

In a table you define all dimension elements with predecessor element, nominal diameter, tolerances and direction. In a second table you define the critical distances (closing dimensions) to be calculated with minimum and maximum dimension.

Free Size Tolerances

TOL1 takes account of free size tolerances for general mechanical engineering in accordance with ISO 2768, for molded plastic parts in accordance with DIN 16742, for extruded parts in accordance with EN 12420 and for punched parts in accordance with DIN 6930.

ISO Tolerances

The program includes all ISO tolerances in accordance with ISO 286. If you enter „H7“, for example, TOL1 will automatically take account of the upper and lower deviations in the calculation, according to the specified nominal dimension.

Closing Dimensions - Draft

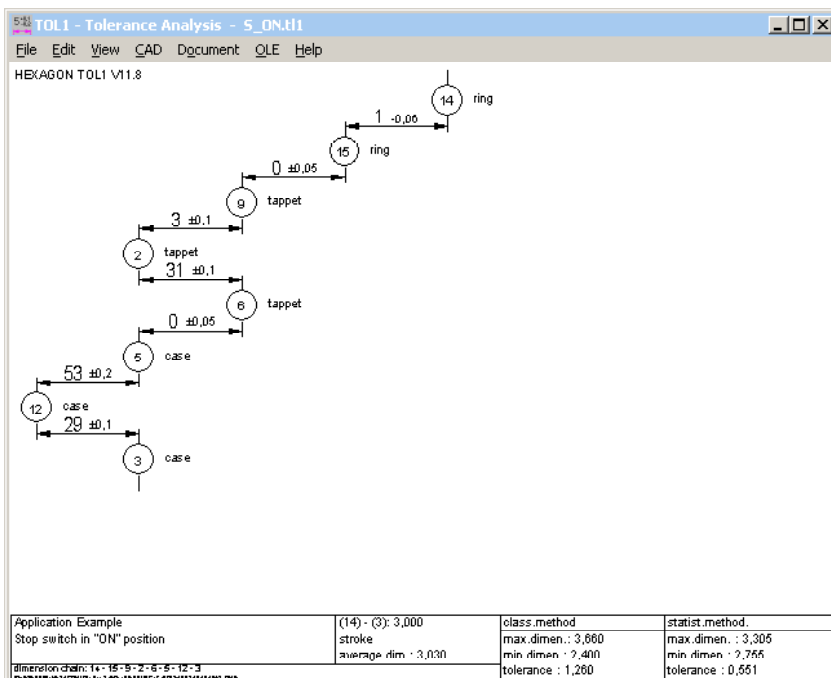
Overview about dimension chain of the closing dimension

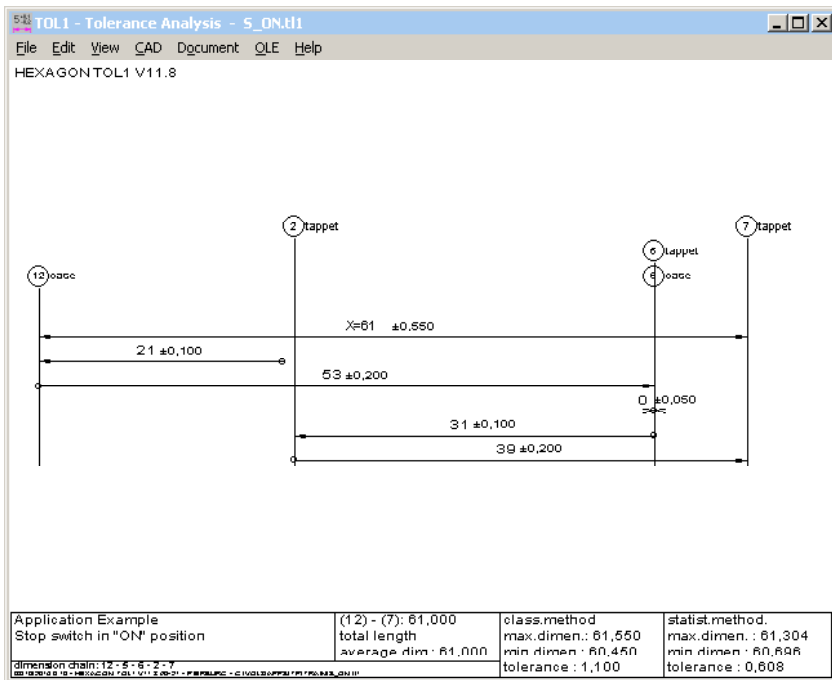
Closing Dimensions - Drawing

Scaled drawing with dimension elements of the closing chains defined by closing dimension.

Closing Dimensions - Printout

The text printout also lists the percentage share of the closing dimension tolerance for each dimension element.





Statistical distribution methods

The maximum and minimum dimensions in the dimension chain are calculated as the arithmetic sum (worst case), as well as from the square root of the tolerance squares (normal distribution). The statistical method, which is based on the normal distribution of all dimensions according to the bell-shaped Gaussian curve, is used above all for series-manufactured parts. The anticipated reject ratio can thus be estimated right from the design phase with the aid of the results of the statistical evaluation. You can display the dimension chain, which is made up of all the relevant elements, in the form of a graph on the screen. There is also a function for showing the distribution according to the bellshaped Gaussian curve for any desired distance.

Table Drawing

TOL1 generates a table drawing with input data of the dimension chain (element table) and result data (closing dimensions) with ISO 7200 drawing header.

MS Excel Import/Export

You can exchange your input data of the dimension chain directly with a worksheet of Microsoft Excel.

Text Printout

Input data and calculation results may be printed, saved as text or HTML file, or displayed on screen.

Graphic Printout

Drawings and diagrams can be printed on each Windows printer, or exported to CAD.

CAD Interface

All drawings and diagrams can be saved as DXF or IGES file to be loaded with CAD programs.

HEXAGON-Help System

Auxiliary text and images are available for all dialogue windows. If error messages occur, you can get description and remedy suggestion.

Export Formats

DXF, IGES, HTML, TXT, Excel, TL1, TOL.

Import Formats

TXT, Excel, TL1, TOL.

System Requirements

TOL1 is available as 32-bit app or as 64-bit app for Windows XP, Vista, Windows 7, 8, 10.

Scope of Delivery

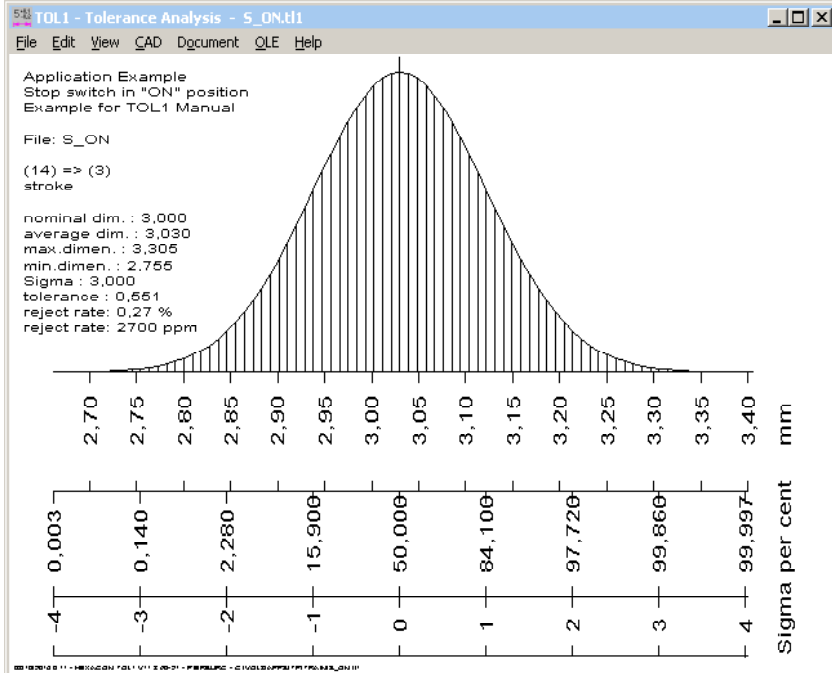
TOL1 program with example applications and help images, user manual (pdf), input forms, license agreement for an indefinite period of time

Software Maintenance

HEXAGON Software is continuously improved and updated. Registered users are regularly kept informed of updates and new editions.

Guarantee

HEXAGON gives a 24 month guarantee on full functionality of the software. We provide help and support by email and hotline without extra charge.



id	Prod.	+	Nom.dim.	Up.Dim.	Low.Dim.	PO	Text
1	16	+	3,000	0,200	-0,200		swBullon
2	6	+	31,000	0,100	-0,100		tappet
3	12	+	29,000	0,100	-0,100		case
4	5	-	16,000	0,100	-0,100		case
5	12	+	53,000	0,200	-0,200		case
6	5	+	0,000	0,200	-0,200		tappet
7	2	+	36,000	0,200	-0,200		tappet
8	5	+	1,000	0,100	0,000		tappet
9	2	+	3,000	0,100	-0,100		tappet
10	16	-	16,000	0,100	-0,100		swKsch
11	10	+	0,000	0,200	-0,200		cover
12	0	-	21,000	0,100	-0,100		case
13	11	-	5,000	0,200	-0,200		cover
14	16	+	1,000	0,200	-0,200	H1	ring
15	8	+	0,000	0,200	-0,200		ring
16	0	+	0,000	0,200	-0,200		swKsch

id	Prod.	+	Nom.dim.	Up.Dim.	Low.Dim.	PO	Text
0	2	+	1,000	0,450	-0,250		swKsch-tappet
14	3	+	0,000	0,600	-0,275	koze	
13	12	-	0,100	0,400	-0,187		cover
12	7	+	61,000	0,550	-0,304		koze leng th